

# Diffuse mode sensor GLV30-8-2500/47/73c

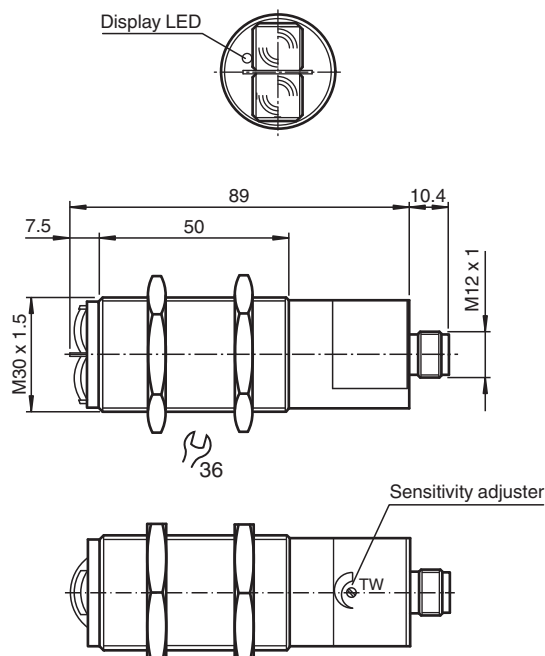


- M30 plastic housing
- Light-on/dark-on switching

Diffuse mode sensor



## Dimensions



Release date: 2023-03-28 Date of issue: 2023-03-28 Filename: 419128\_eng.pdf

Refer to "General Notes Relating to Pepperl+Fuchs Product Information".

Pepperl+Fuchs Group  
www.pepperl-fuchs.com

USA: +1 330 486 0001  
fa-info@us.pepperl-fuchs.com

Germany: +49 621 776 1111  
fa-info@de.pepperl-fuchs.com

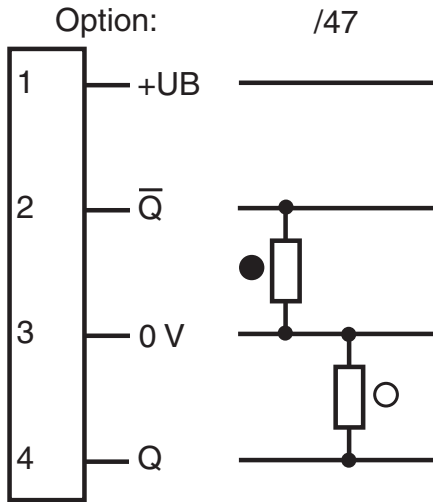
Singapore: +65 6779 9091  
fa-info@sg.pepperl-fuchs.com

PEPPERL+FUCHS

## Technical Data

General specifications		
Detection range		100 ... 2500 mm
Adjustment range		750 ... 2500 mm
Light source		IRED
Light type		modulated infrared light
Diameter of the light spot		approx. 450 mm at a distance of 2000 mm
Opening angle		± 7 °
Ambient light limit		30000 Lux
Indicators/operating means		
Function indicator		LED yellow, lights up if receiver is not lit
Control elements		Sensing range adjuster
Electrical specifications		
Operating voltage	$U_B$	24 V DC ± 20 %
Ripple		10 %
No-load supply current	$I_0$	30 mA
Output		
Switching type		light/dark on
Signal output		2 PNP, complementary, short-circuit protected, reverse polarity protected
Switching voltage		max. 30 V DC
Switching current		max. 200 mA
Switching frequency	$f$	35 Hz
Response time		10 ms
Conformity		
Product standard		EN 60947-5-2
Approvals and certificates		
CCC approval		CCC approval / marking not required for products rated ≤36 V
Approvals		CE
Ambient conditions		
Ambient temperature		-20 ... 60 °C (-4 ... 140 °F)
Storage temperature		-20 ... 75 °C (-4 ... 167 °F)
Mechanical specifications		
Degree of protection		IP67
Connection		Plastic connector M12 x 1, 4-pin
Material		
Housing		ABS
Optical face		plastic lenses
Mass		approx. 70 g

## Connection Assignment



○ = Light on  
● = Dark on

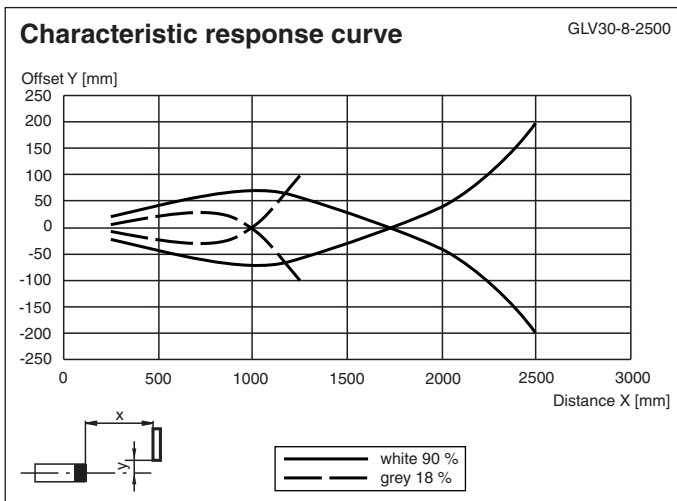
## Connection Assignment



Wire colors in accordance with EN 60947-5-2

1	BN	(brown)
2	WH	(white)
3	BU	(blue)
4	BK	(black)

## Characteristic Curve



Release date: 2023-03-28 Date of issue: 2023-03-28 Filename: 419128\_eng.pdf

Refer to "General Notes Relating to Pepperl+Fuchs Product Information".

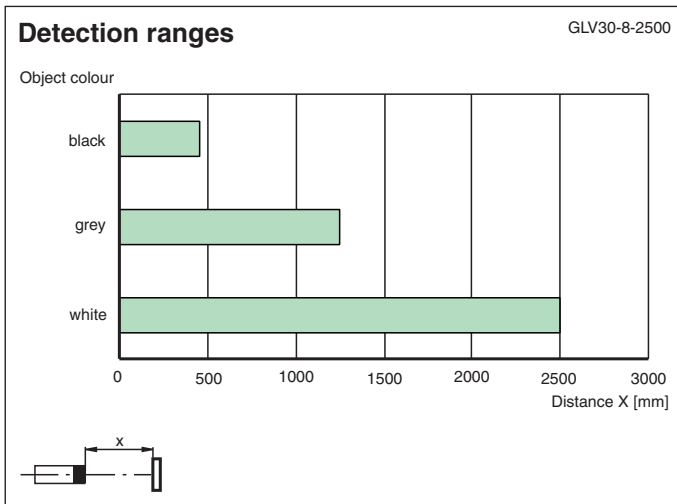
Pepperl+Fuchs Group  
www.pepperl-fuchs.com

USA: +1 330 486 0001  
fa-info@us.pepperl-fuchs.com





Germany: +49 621 776 1111  
fa-info@de.pepperl-fuchs.com

Singapore: +65 6779 9091  
fa-info@sg.pepperl-fuchs.com

## Characteristic Curve



## Accessories

	<b>V1-G-2M-PUR</b>	Female cordset single-ended M12 straight A-coded, 4-pin, PUR cable grey
	<b>V1-W-2M-PUR</b>	Female cordset single-ended M12 angled A-coded, 4-pin, PUR cable grey
	<b>BF 30</b>	Mounting flange, 30 mm
	<b>BF 30-F</b>	Plastic mounting adapter, 30 mm